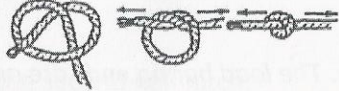
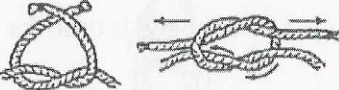
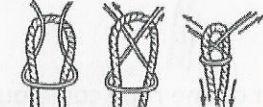
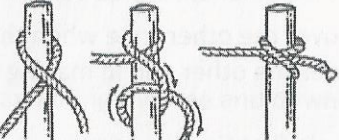
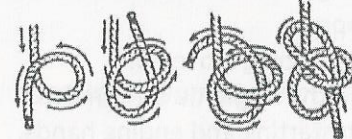



Resources:

1. *Outdoor Education in Girl Scouting*
2. *Your Own Book of Campcraft* by Catherine T. Hammett
3. *Knots and How to Tie Them*, Boy Scouts USA, 1981
4. There are also many sources available on the web. Try this link: <http://www.2020site.org/knots/index.html>
5. *Appendix*

Name of Knot	When to use it	Directions
Overhand	When only a simple knot is needed.	
Square	To join two ropes of equal thickness.	
Sheetbend	To join two ropes of different thickness.	
Clove Hitch	To fasten one end of a rope to a tree or post. Use this knot to tie a clothesline.	
Bowline	To make a loop that won't slip. Loop remains the same size you make it. Use this loop to tie a boat to a dock.	
Taut-line Hitch	To make a loop that will slip. Use this knot on tent lines.	
Lark's Head	To loop around a ring. Use this knot for hanging dunk bags.	